




University of California, Berkeley



OFFICE OF LABORATORY ANIMAL CARE

STANDARD OPERATING PROCEDURE

SOP Number:	204	Cricket Husbandry	Revision #:	2
Date Effective:	4/20/20		Supersedes	1

Author(s):	Markshaun Fields	Sign: 	Date: 4/17/20
	Jennifer Frohlich	Sign: 	Date: 4/15/2020
Director:	Dr. Gregory Lawson	Sign: 	Date: 4/20/2020

PURPOSE

The purpose of this SOP is to describe the husbandry for crickets used as live prey items for reptiles under OLAC care.

SCOPE

This document covers the procedures to be followed in order to maintain live crickets to use as food for reptiles under OLAC care

RESPONSIBILITY

These duties are the responsibility of all OLAC employees providing care for reptiles.

DEFINITIONS/ACRONYMS

- OLAC: Office of Laboratory Animal Care

PROCEDURE

1. Room Check
 - a. Check room temperature and humidity daily and record on the room checklist. Contact Facility Supervisor if any values are out of range.
 - b. Check pest traps in the cricket room daily. If crickets or other pests are found in the trap, empty the trap into a plastic bag and place bag in the freezer to await proper disposal.
2. Health Check: Perform health check daily.
 - a. Check that crickets are active
 - i. Contact Facility Supervisor if crickets are not active

Last Updated: 3/11/19

3. Feed/Water: Change out food and water weekly.
 - a. Dump leftover food into trash.
 - b. Clean bowls with a scrub brush and hot water.
 - c. Fill clean bowls with approved poultry feed.
 - d. Add sweet potatoes, oranges, or other appropriate produce to the mesh funnels inside the holding barrel.
 - e. Clean plastic tubes for water using a scrub brush, once a week.
 - f. Refill tubes with clean water and plug each end with “buzz plug”. This allows for water consumption throughout the week.
 - i. Each cricket holding barrel should have 2 water tubes.
4. Cleaning
 - a. Clean cricket holding barrels once a week.
 - b. Move crickets into a temporary holding container. Remove old water tube and feed dish.
 - c. Dump debris and dead crickets into a trash bag and dispose of.
 - d. Clean the holding barrels with hot water and 10% bleach. Rinse and dry barrel afterwards.
 - e. Place crickets back into the clean holding barrel.
5. New cricket delivery
 - a. Unpack new crickets and place them in clean barrels labeled with the appropriate age. Ensure clean barrel is supplied with food and water.
 - i. Every Wednesday, new 3-, 4-, and 5-week old crickets are delivered.
6. Calcium dusting
 - a. Dust crickets liberally with calcium carbonate powder once a week, just prior to feeding reptiles.

REVISION HISTORY			
REVISION NUMBER	AUTHOR(S)	EFFECTIVE DATE	REVISION(S)
1	Jennifer Frohlich	3/13/19	New format
2	Jennifer Frohlich	4/20/20	SOP reviewed for accuracy. No changes made.